



Student Feedback Report

March 2023: End semester 3, MBA 2021-23

Dr. Umesh Chandrasekhar
IQAC CELL

Table of Contents

Overview	2
Role of Institution	2
Institute Providing Learning and Growth Opportunities: 89%	2
Institute's Efforts to Make students work ready : 90%	2
Institute Engaging Students in teaching learning Process: 79%	3
Institute uses student centric methods for teaching learning : 74%	3
Institutes Teaching & Mentoring Process: 75%	4
Industry interaction/visits provided: 66%	4
Placement Training: 72%	4
Mentoring Support: 87%	5
Role of Faculty	5
Faculty's Ability to Communicate: 87 %	5
Faculty's Class Preparedness: 89%	6
Faculty's Coverage of Syllabus: 90%	6
Faculty's Conveying CO PO for subject: 86%	7
Faculty's Use of Examples and Applications: 85%	7
Faculty's Support in identifying student SWOC: I :77%	8
Faculty's Support in identifying student SWOC 2 : 63%	8
Faculty's Encouragement to participate in Extracurricular Activities : 79%	9
Faculty's Fairness in Evaluation : 91%	9
Faculty Discussing Student Performance : 75 %	9
Students' self-appraisal of POs achievement level	10
PO1: Problem Solving: 89%	10
PO2: Decision Making: 87%	10
PO3: Value Based Leadership: 90%	10
PO4: Communication: 85%	11
PO5: Teamwork: 89%	11
PO6: Self Initiative: 88%	11
PO7: Transferable skills: 87%	12
Students' feedback about Life@LEAD	12
Library Facilities: 81%	12
Classroom Facilities: 85%	12
Living Accomodation: 71%	13
Sports Facilities:81%	13
Gym Facilities:81%	13
Swimming Pool: 84%	14
Addressing Medical Needs:83%	14
Canteen Facilities:77%	14
Extra Curricular Activities:74%	15
Campus Environment: 73%	15
Campus Celebration of Events :87%	15
LEAD Operational Team Experience :82%	16
Would you recommend LEAD to others ? 70%	16

Overview

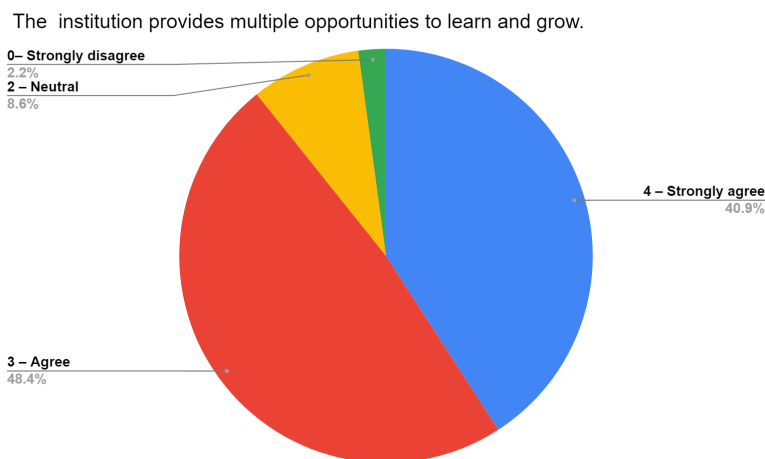
A baseline survey of student satisfaction was undertaken for the first year students of the 2021-23 Batch in March 2023. By then the students had experienced life@LEAD for three full semesters. N= 287 and sample achieved was 107 with 93 fully completed.(33% of the students responded)

The broad areas were included in the survey were:

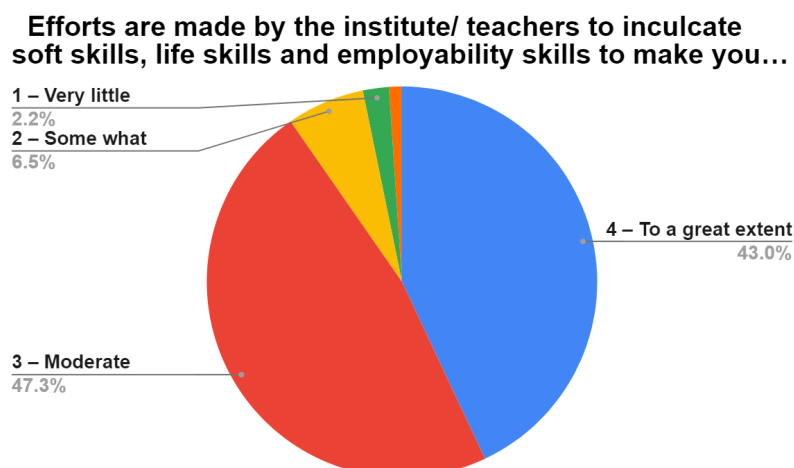
- Role of institution in the development of student stakeholders: The satisfaction target score is set at 90%
- Role of faculty in the development of the students: The satisfaction target score is set at 90%
- Students' self-appraisal as to progress towards Program Outcomes: The satisfaction target score is set at 80% for first semester and 90% for subsequent semesters.
- Students' feedback about Life@LEAD: The satisfaction target score is set at 80% for the first semester and 90% for subsequent semesters.
- Additional feedback

Role of Institution

Institute Providing Learning and Growth Opportunities: 89%

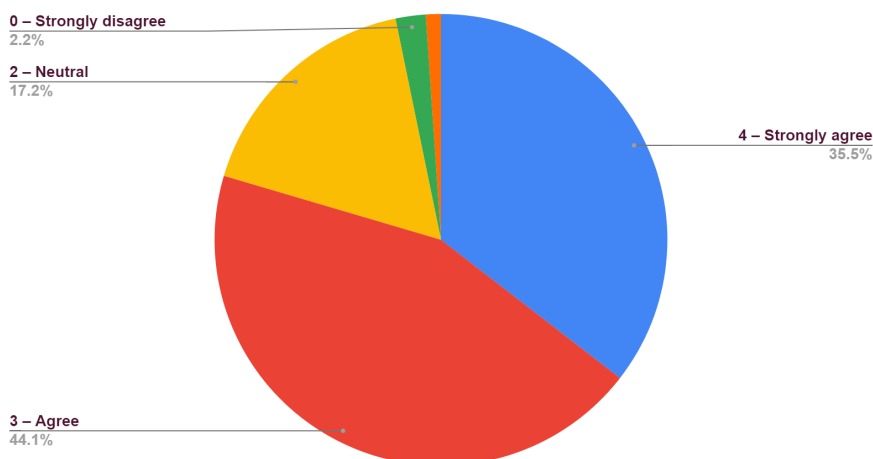


Institute's Efforts to Make students work ready : 90%



Institute Engaging Students in teaching learning Process: 79%

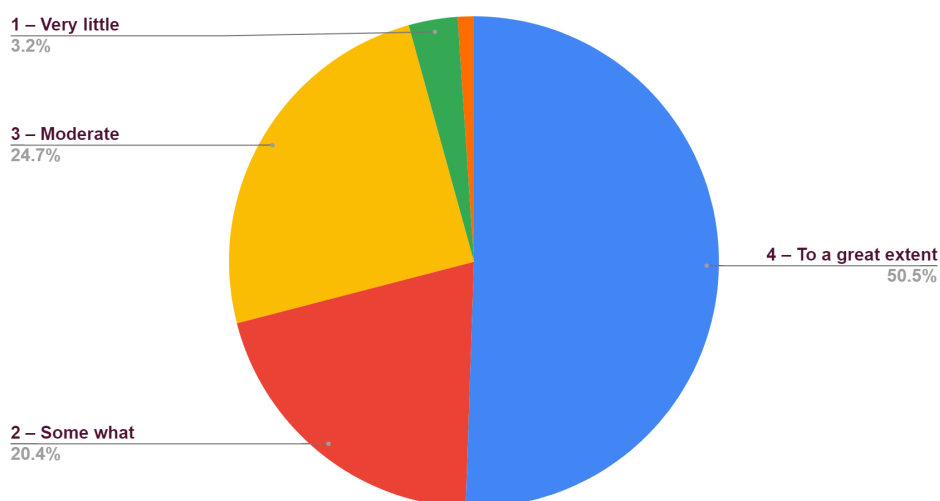
The institution makes effort to engage students in the monitoring, review and continuous quality improvement of the teaching learning process.



Three insights were reflected: There was no mechanism for students to contribute during the semesters. Mentors could be used to collect feedback and share with the management. There was also a view that some consultation/notice could be considered when setting up internal exam schedules/tests and the very short timeframe they have to review their marks. This is similar to the first year feedback.

Institute uses student centric methods for teaching learning : 74%

The institute/ teachers use student centric methods, such as experiential learning, participative learning and problem solving methodologies for enhancing learning experiences.

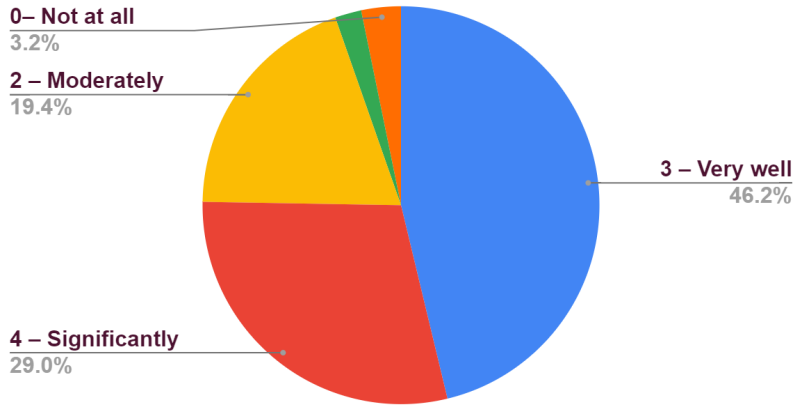


This is accepted. It is also reflected in the first year feedback, The corrective measures put in place are the following:

- a. A thorough review of the course plan, delivery assessment process for semester I &3 has been completed and steps to incorporate the above in semester 2 and 4 have been initiated. IQAC also proposes to hold training workshops and FDP on T &L skills for the digital age, Operationalising the syllabus: Strategies and Challenges. More training and emphasis is called for.

Institutes Teaching & Mentoring Process: 75%

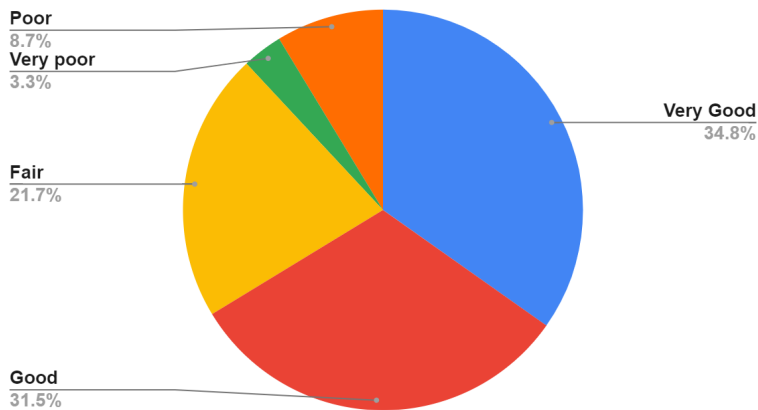
The teaching and mentoring process in your institution facilitates you in your social, emotional and knowledge growth.



This re emphasizes the need to train and strengthen the teaching learning and mentoring process

Industry interaction/visits provided: 66%

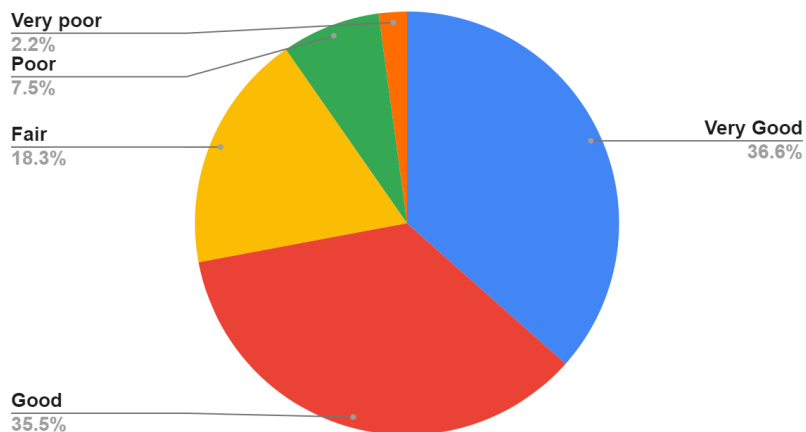
[Industry interaction/visits provided]



This is red-flagged and needs attention for AY 2023-24

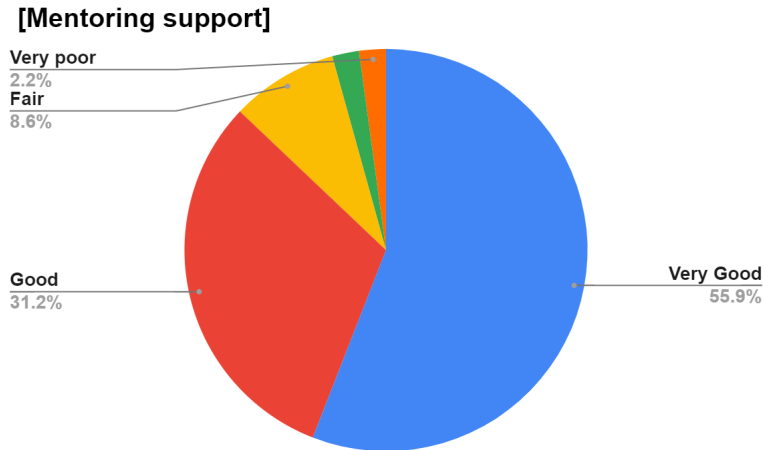
Placement Training: 72%

[Placement training]



This is red flagged. Now a new team is in place and third party training has been strengthened . More attention is needed and training should be incorporated in the mainstream time table itself .

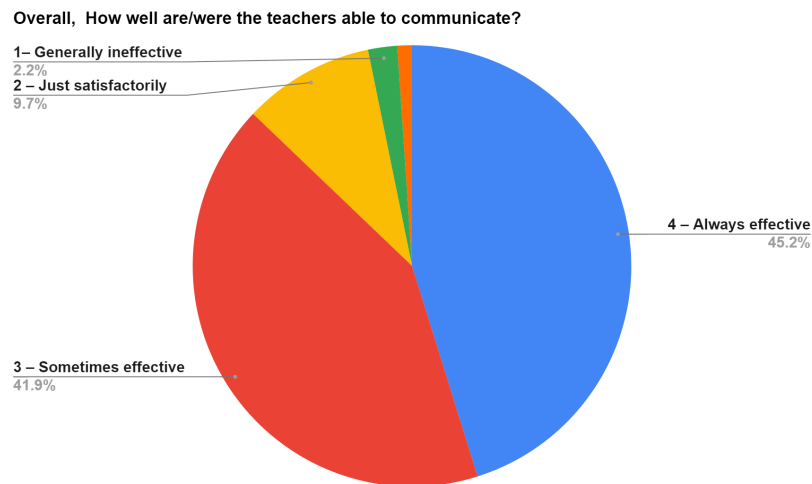
Mentoring Support: 87%



This has been flagged as it is faculty driven and a vital component of the institute's value proposition. Training and work credit is needed.

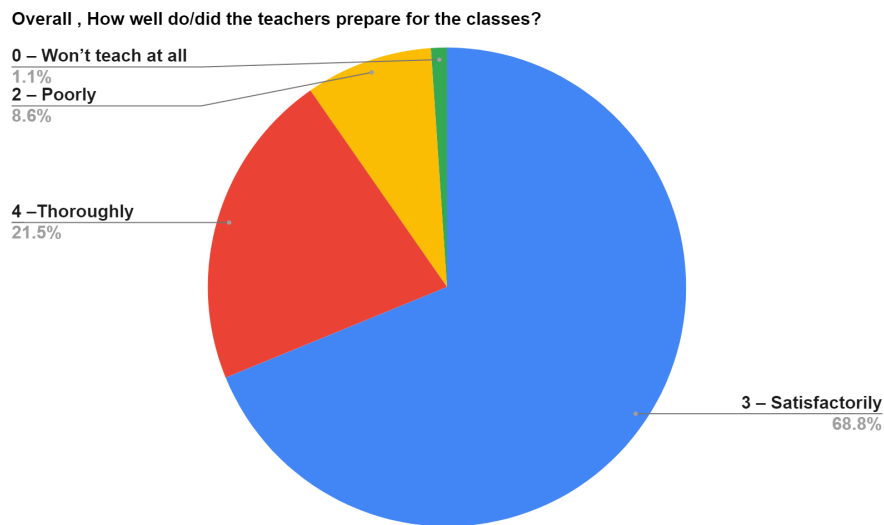
Role of Faculty

Faculty's Ability to Communicate: 87 %



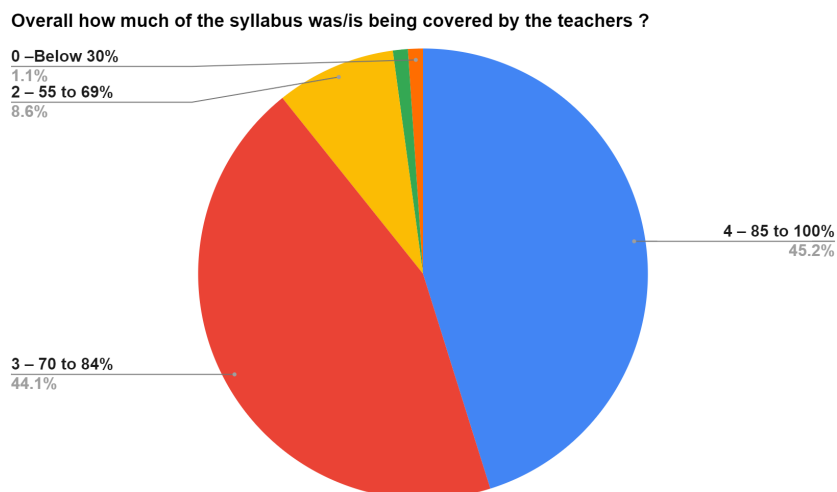
The quality of communication and the use of local language poses a problem. Teachers need training.

Faculty's Class Preparedness: 89%



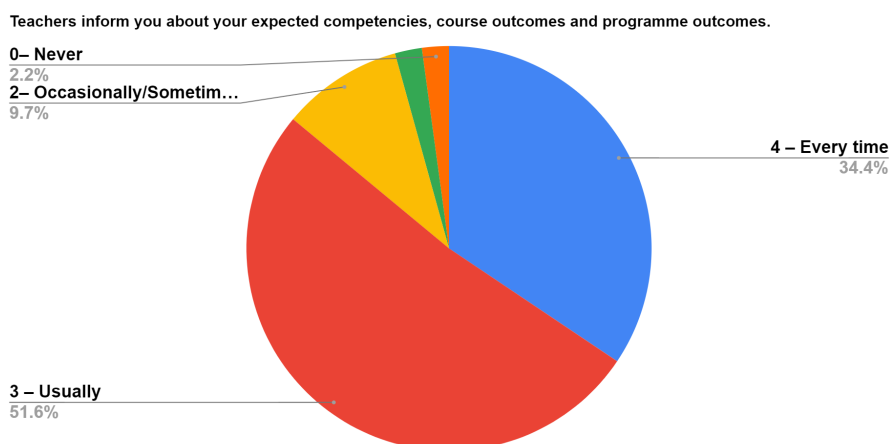
This is an important score and hence is red-flagged. The score for thoroughness should have been at least 40-45%. A review is to be called for and lesson/session plan to be mandated and delivered to the class before each session. Course plan delivery and audit is now in place to ensure this process is improved, it also includes in-situ observation.

Faculty's Coverage of Syllabus: 90%



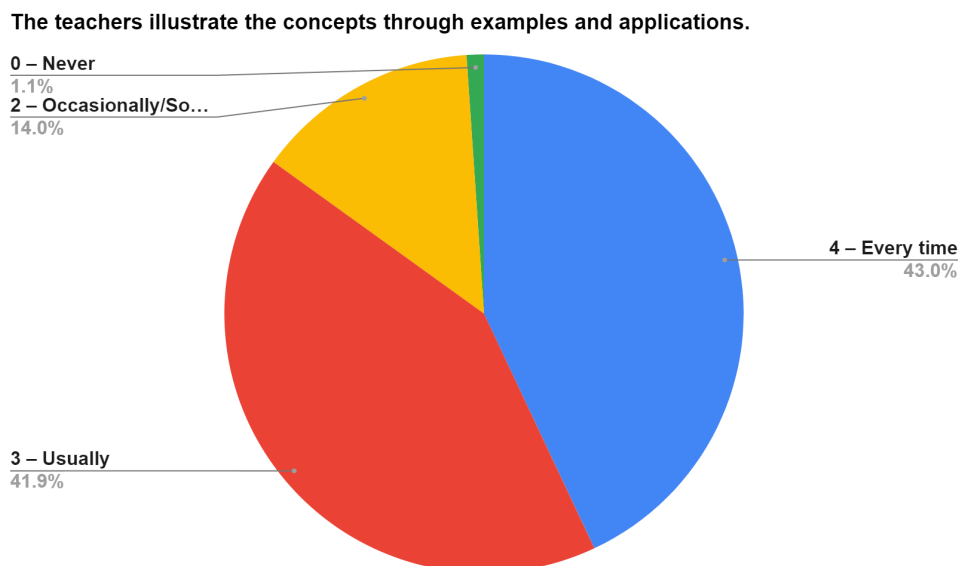
The split module teaching seems to indicate that all faculty did not cover extensively each and every module. It is also possible due to late semester start and other off-campus activities, there was some pressure to complete the syllabus. This is being reviewed and time-table alignments proposed. This is an across the semesters issue to be resolved.

Faculty's Conveying CO PO for subject: 86%



This is accepted. Now each course plan will be prefaced with the Vision-Mission-PO-CO map and the first session will include this orientation and mapping expectations etc. to help students understand what is expected. Also course plan detailing and ensuring students get copies at the start of semester is now in place.

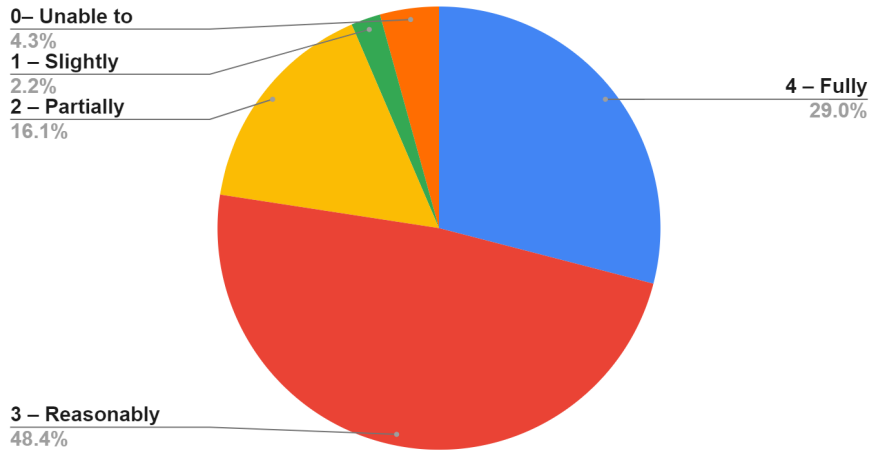
Faculty's Use of Examples and Applications: 85%



There is scope for major improvement here. Indicatively, faculty training and mentoring is called for, micro-teaching and shadow teaching strategies and support in course and lesson planning to incorporate examples to be considered. This is an “operationalizing the syllabus” challenge where faculty with little or no industry exposure need to engage with this facet. FDPs are being initiated in AY 2023-24

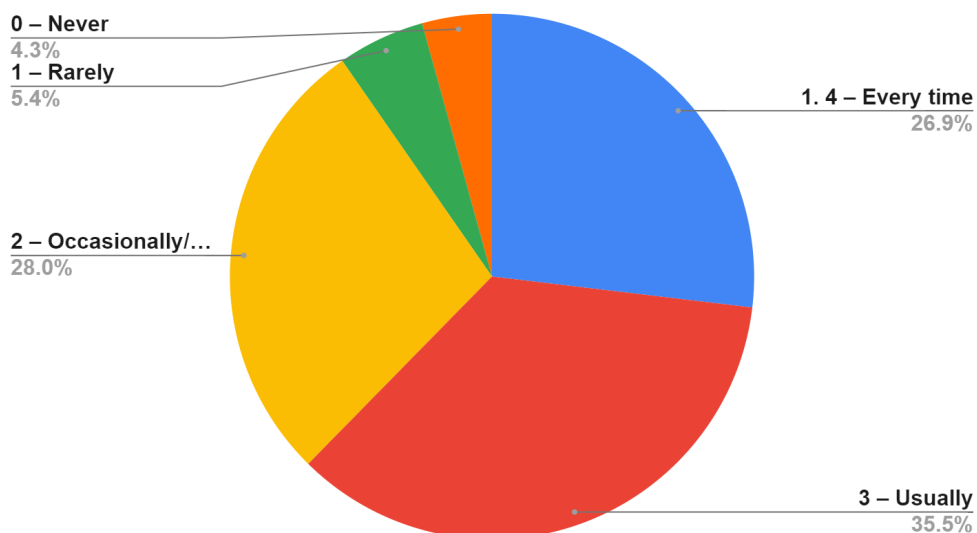
Faculty's Support in identifying student SWOC: 1 :77%

The teachers identify/identified your strengths and encourage you with providing right level of challenges.



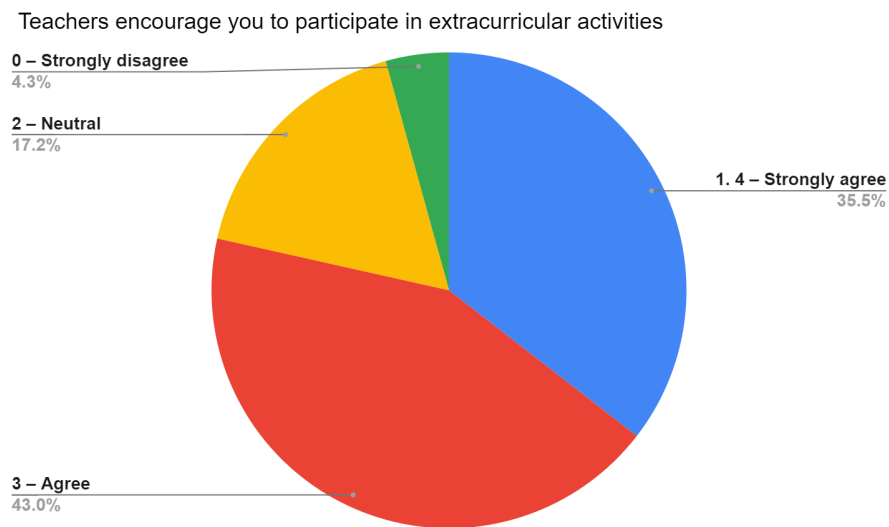
Faculty's Support in identifying student SWOC 2 : 63%

Teachers are able to identify your weaknesses and help you to overcome them.



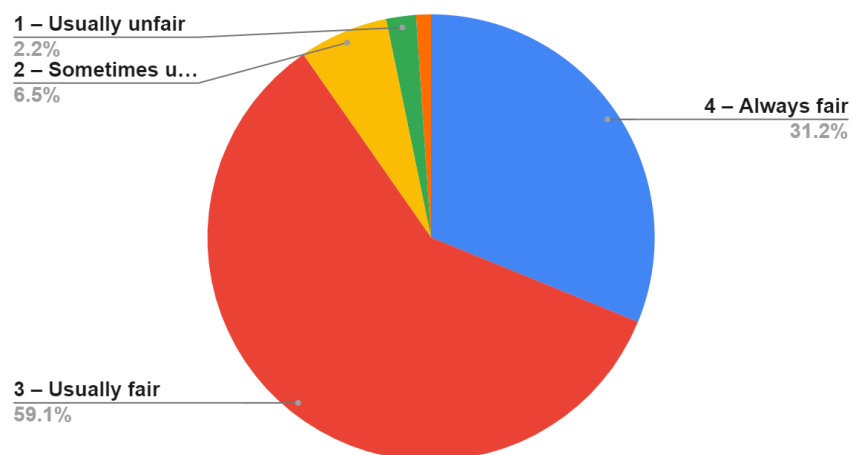
Parallely, a review of course delivery by faculty for Semester I & 3 was held . Time was stated as a constraint. Assignments and tests conducted and evaluated could not be shared in a classroom context and a general post-assessment debriefing , sharing of best practice/best in class assignments was an exception rather than a rule. This should be encouraged as it creates transparency, assures students that their peers can also help them learn and create T&L strategies for the set of students who need additional support. Recommendations similar to the first year feedback responses.

Faculty's Encouragement to participate in Extracurricular Activities : 79%



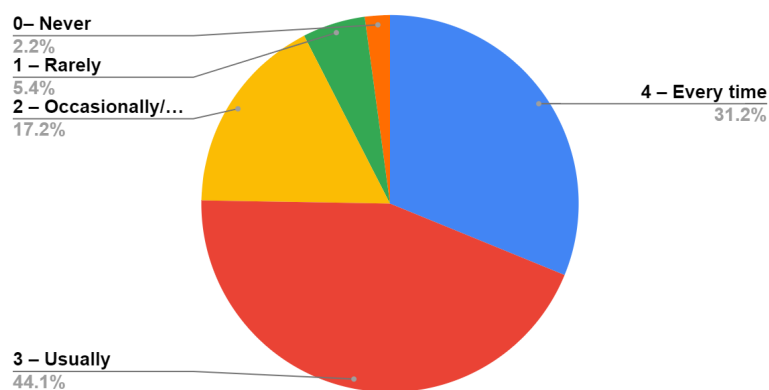
Faculty's Fairness in Evaluation : 91%

Fairness of the internal evaluation process by the teachers



Faculty Discussing Student Performance : 75 %

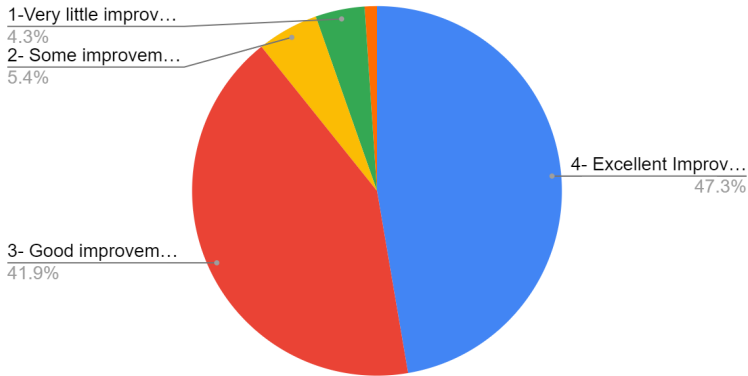
Was your performance in assignments/internal assessments etc. discussed with you



Students' self-appraisal of POs achievement level

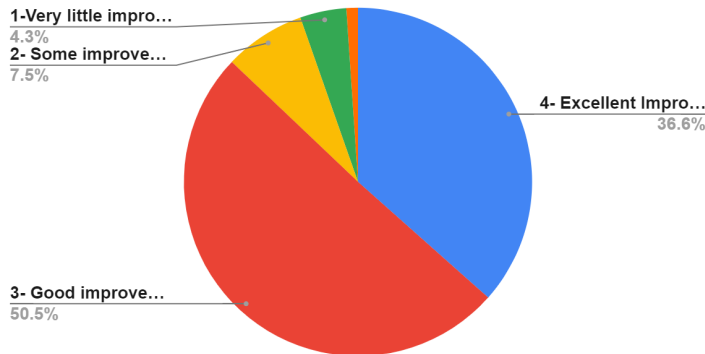
PO1: Problem Solving: 89%

[Apply the knowledge of management theories, concepts and practices in Management to solve business Problems.]



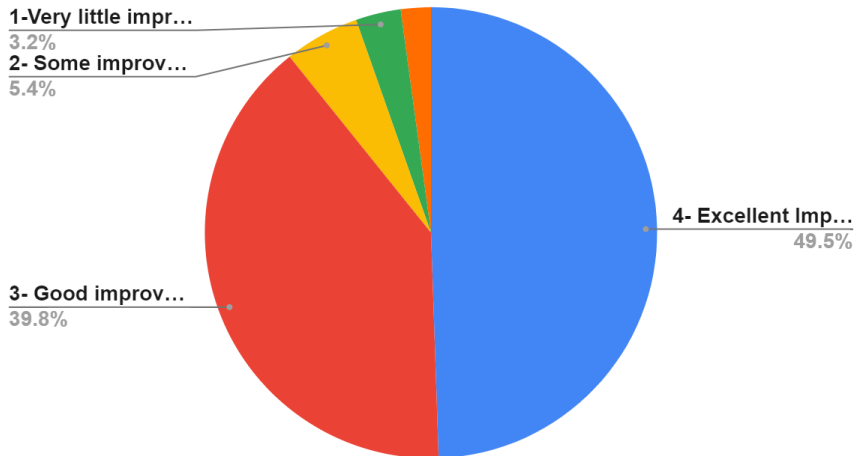
PO2: Decision Making: 87%

[Foster Analytical and critical thinking abilities for data based decision-making.]



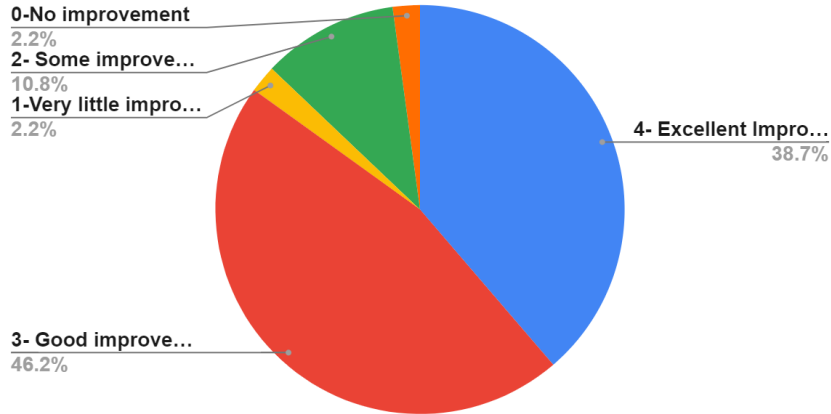
PO3: Value Based Leadership: 90%

[Value-based Leadership ability]



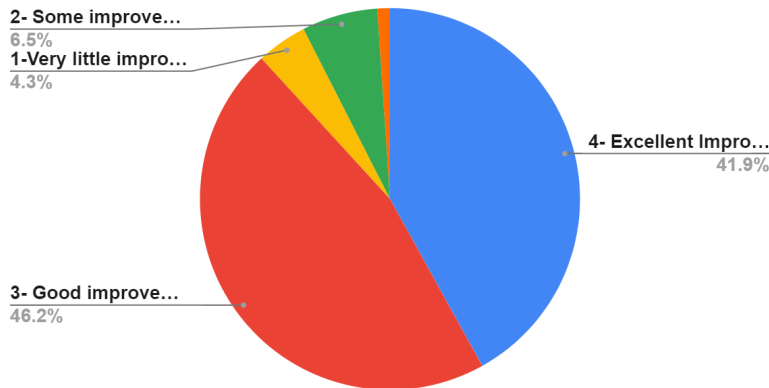
PO4: Communication: 85%

[Understand, analyze and communicate global, economic, legal and ethical aspects of business]



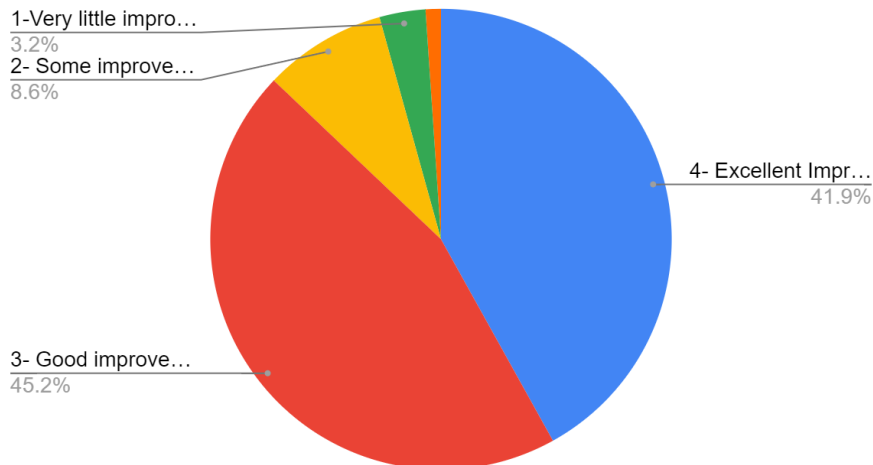
PO5: Teamwork: 89%

[Lead yourselves and others in the achievement of organizational goals, contributing to a team environment.]



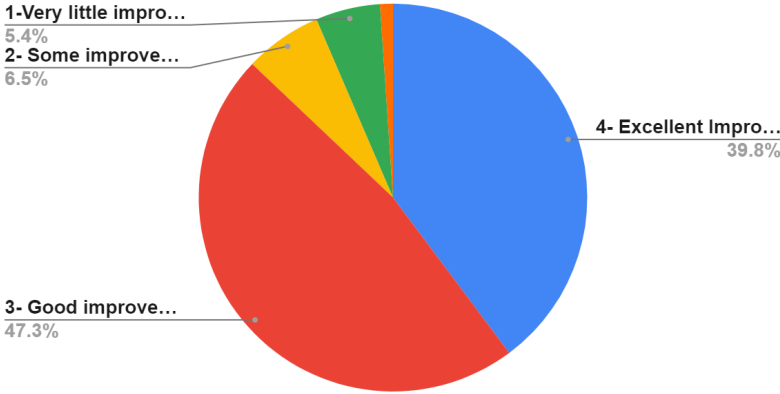
PO6: Self Initiative: 88%

[Develop skills to self-initiated and resourceful.]



P07: Transferable skills: 87%

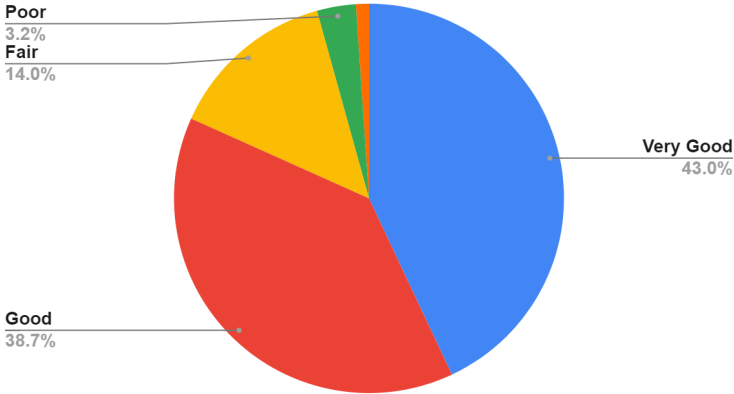
[Build competencies in Transferable Management skills, Information Technology skills and Digital communicatio...]



Students' feedback about Life@LEAD

Library Facilities: 81%

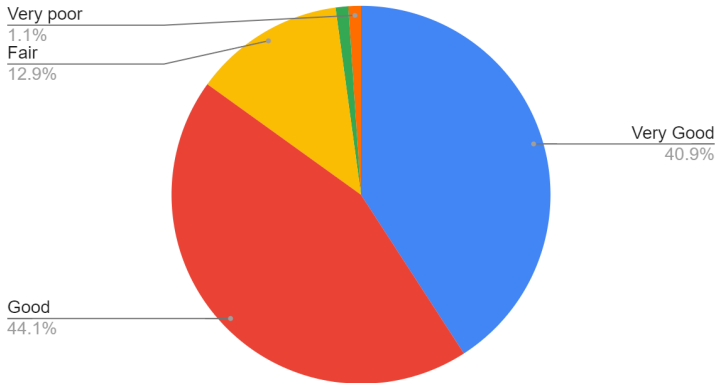
[The Library facilities offered at LEAD]



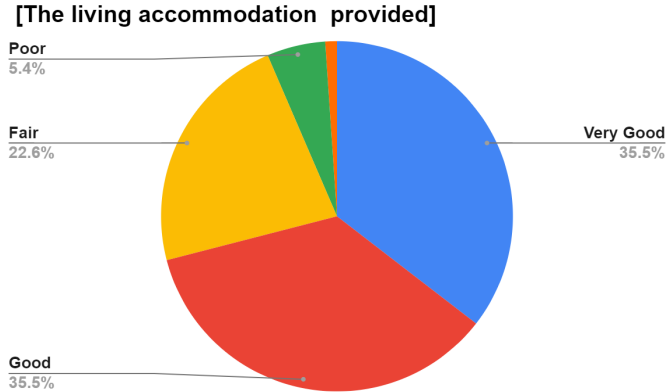
Factors stated included cramped space, limited online resources . A new area is being readied to shift library for the AY 2023-24.

Classroom Facilities: 85%

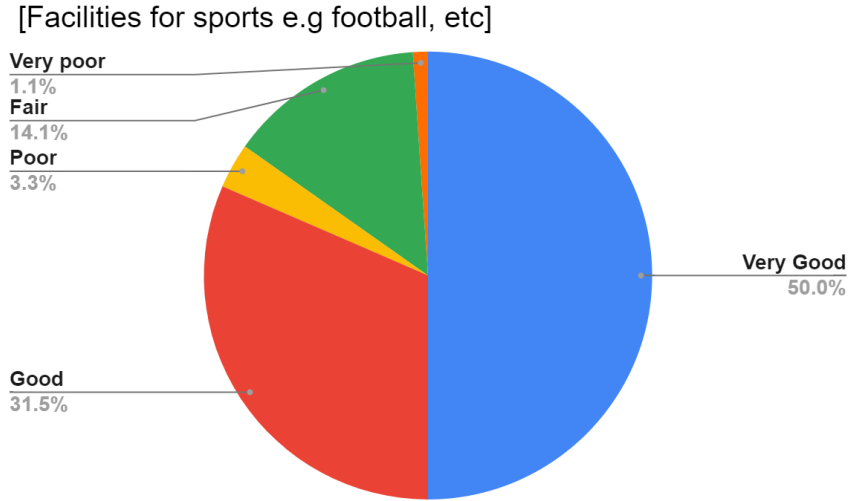
[The facilities in the classrooms]



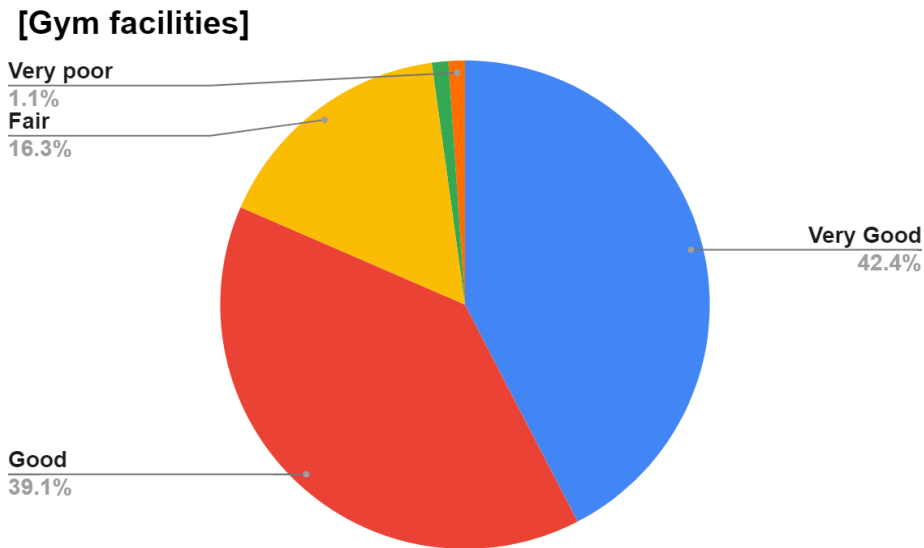
Living Accomodation: 71%



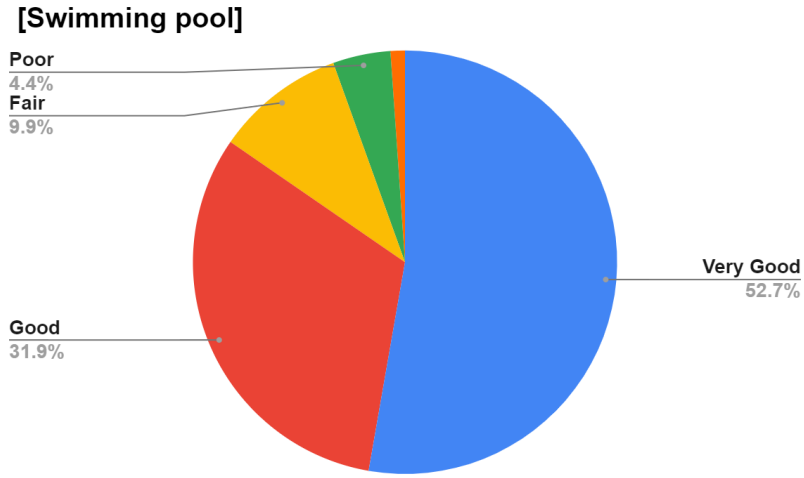
Sports Facilities:81%



Gym Facilities:81%

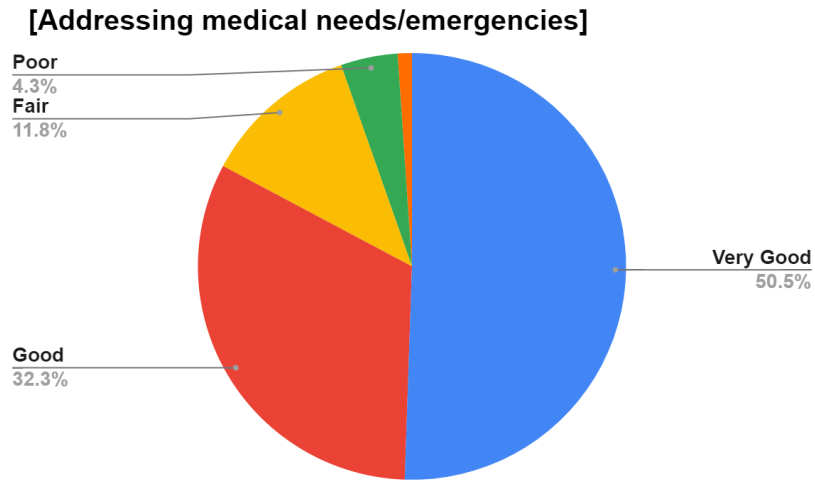


Swimming Pool: 84%

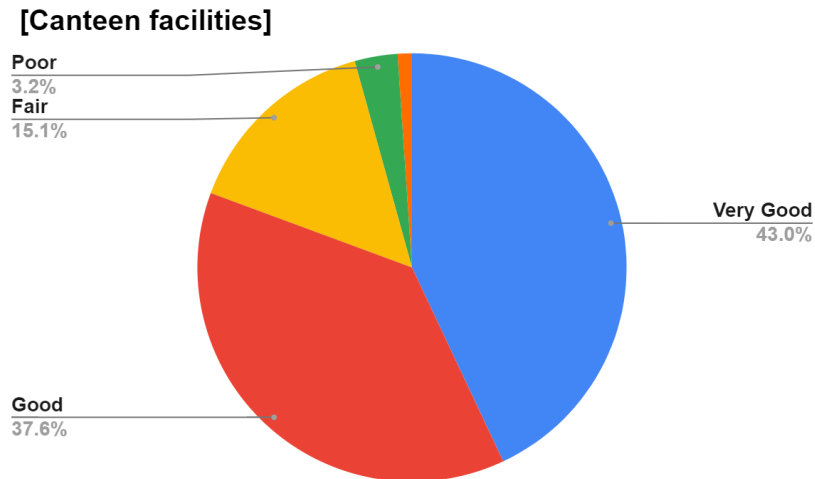


Additional comment :Swimming pool: proper cleaning and filtration to be improved

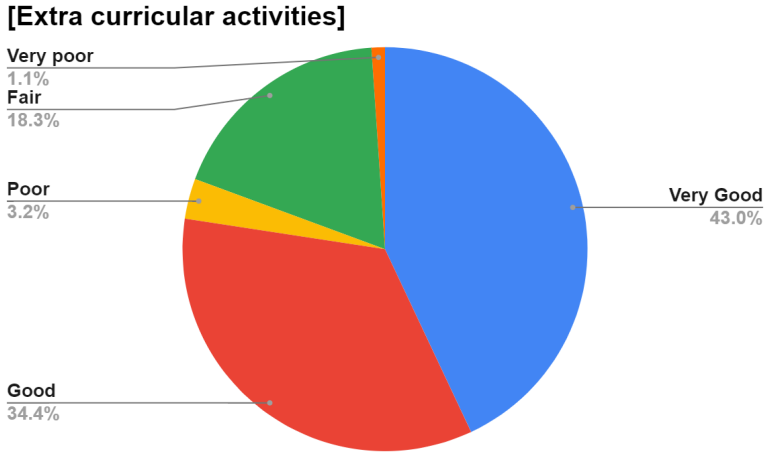
Addressing Medical Needs:83%



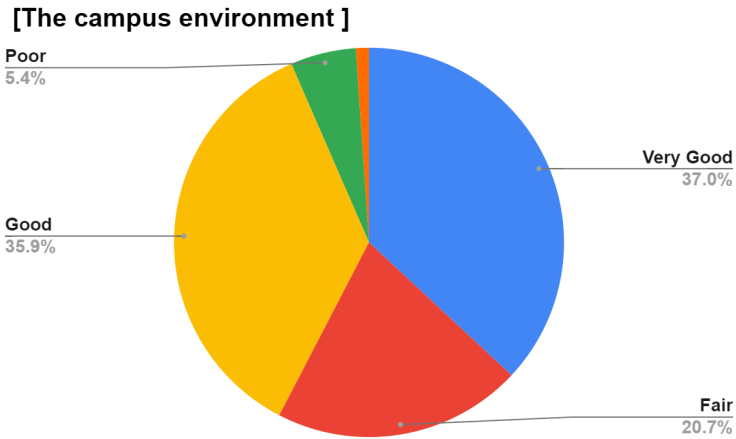
Canteen Facilities:77%



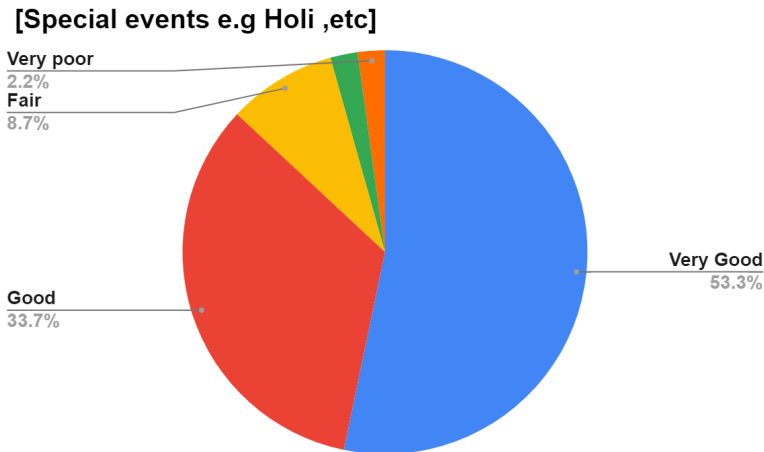
Extra Curricular Activities:74%



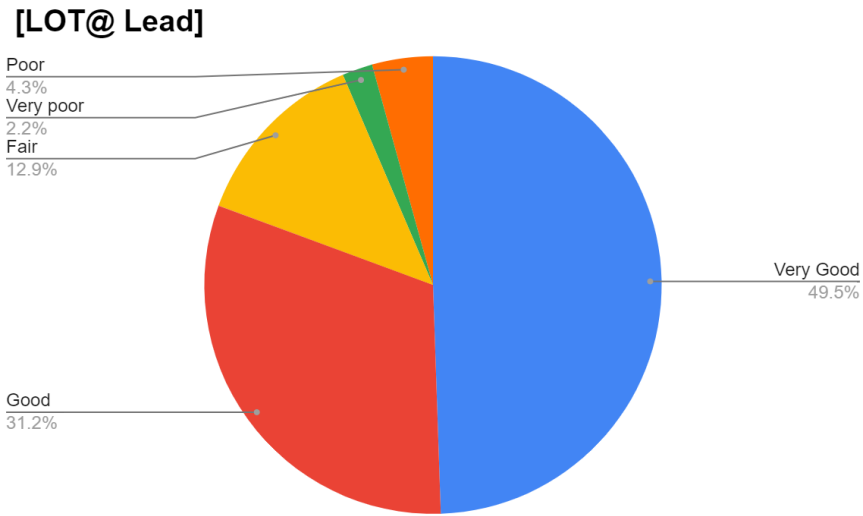
Campus Environment: 73%



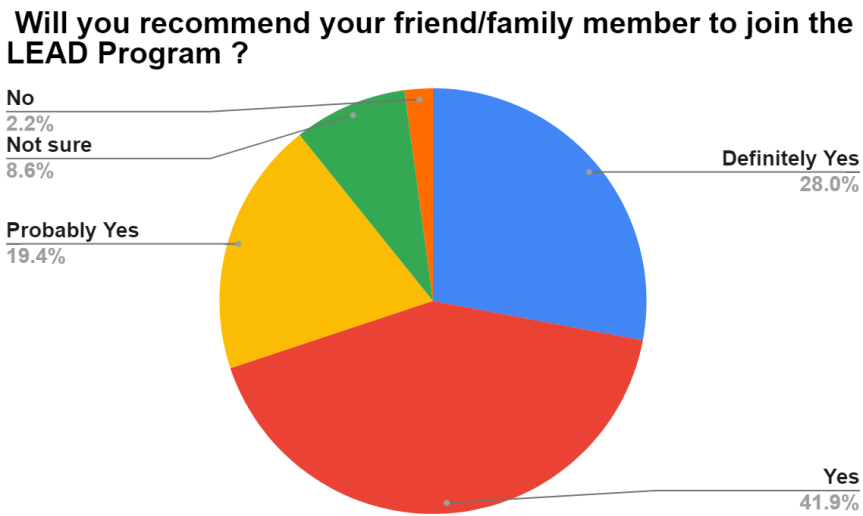
Campus Celebration of Events :87%



LEAD Operational Team Experience :82%



Would you recommend LEAD to others ? 70%



Dr. Umesh Chandrasekhar
QLEAD: Dated 31 March 2023

